

WHAT EVERY SENIOR SHOULD KNOW ABOUT THE FAFSA PROCESS?

Jill Rayner
Director

Applying for Financial aid



Free Application for Federal Student Aid (FAFSA)

- Available Jan 1st
- www.fafsa.gov
- Can use estimated taxes
- Need a Federal pin for both student and parent (if dependent)
- Important to meet preferred submit date
North Georgia – March 17th



Home



About Us



FSA ID



StudentAid.gov



Help

SEARCH

English | Español

Get help paying for college

Submit a Free Application for Federal Student Aid (FAFSA)



New to the FAFSA?

**Start A New
FAFSA**

Returning User?

- Make a correction
- Add a school
- View your Student Aid Report (SAR), and more...

Login

Deadlines

Information about your deadlines.

School Code Search

Find your college's school code. Also find detailed information about your college.

FAFSA Filing Options

Learn about the other options for filing your FAFSA.

Announcements

- The new 2016-2017 FAFSA is here! To begin your application, click **Start A New FAFSA**.
- The 2016-2017 IRS Data Retrieval Tool will be available on Feb. 7, 2016.

Thinking About College?



Use *FAFSA4caster* to see how federal student aid can help you pay for college!



Prepare for College

Types of Aid

Who Gets Aid

FAFSA: Applying for Aid

How to Repay Your Loans

Home » [FAFSA: Applying for Aid](#) » [Filling Out the FAFSA](#) » The FSA ID



The FSA ID is your electronic passport to federal student aid online.
If you're ready, you can [create an FSA ID now](#).

Students, parents, and borrowers are required to use an FSA ID, made up of a username and password, to access certain U.S. Department of Education websites. Your FSA ID is used to confirm your identity when accessing your financial aid information and electronically signing your federal student aid documents.

If you want to create an FSA ID now, go for it!

Create an FSA ID Now

If you'd like more information first, keep on reading...

- ✔ What is an FSA ID?
- ✔ What happened to the Federal Student Aid PIN?
- ✔ Where can I use my FSA ID?
- ✔ When should I get an FSA ID?
- ✔ How do I get an FSA ID?
- ✔ Do parents need FSA IDs?
- ✔ Can I create an FSA ID for my child, parent, or spouse?

Quick Links

- > [Filling Out the FAFSA](#)
- > [Dependency Status](#)
- > [Leave Us Feedback](#)

Glossary

[FSA ID](#)

The FSA ID is a username and password combination that serves as a student's or parent's identifier to allow access to personal information in various U.S. Department of Education systems and a...

[Federal Student Aid](#)

FAFSA www.fafsa.gov



Preferred Submit date – March 17th

Priority for campus base aid and need based scholarships

Deadline for submitting FAFSA – May 1st

Deadline for all paperwork and file completed – July 1st

HOPE Scholarship Application



- www.gacollege411.org
- Watch – some schools require FAFSA only
- Some schools require both FAFSA and HOPE aps

www.FAFSA.gov



Within 24 hours, you will receive a SAR (Student Aid Report).

Either by the email listed on your FAFSA or through the mail

**** EMAIL for all college information



Home



Help

SEARCH

S
T
U
D
E
N
T

Login

Student Information

Form Approved
OMB No. 1845-0001
App. Exp. 12/31/2017

Instructions are provided for each FAFSA question in the Help and Hints section on the right side of the page and are also available by clicking **Need Help?** at the bottom of the page.

Enter either your (the student's) FSA ID or personal information to log in to *FAFSA on the Web*.

Enter your (the student's) FSA ID

Enter the student's information

OR

Do not log in with the FSA ID if you are not the student.

NEXT

NEED HELP?

Help and Hints

Login Options

The FSA ID, which consists of a user-created username and password, replaced the PIN effective May, 2015. It allows users to electronically access personal information on Federal Student Aid Web sites as well as electronically sign a FAFSA.

Select one:

Enter your FSA ID (only the student should log in with an FSA ID),

Or

Enter the student's name, Social Security Number and date of birth. (You may have to enter your FSA ID later in the process).

[More>>>](#)



Home



About Us



FSA ID



StudentAid.gov



Help

SEARCH

FAFSA Help



Trending Questions

- ▶ [What do I do if I receive an error indicating I have entered an invalid value for my federal school code\(s\)?](#)
- ▶ [How can I avoid problems with my FSA ID?](#)
- ▶ [I'm a student. How can I fill out a FAFSA if I can't use my parent's FSA ID?](#)
- ▶ [What happened to the PIN? What is this FSA ID, and will I need it to complete the FAFSA?](#)
- ▶ [Can I use my new FSA ID right away?](#)
- ▶ [What if I \(or my parents\) haven't completed taxes yet?](#)
- ▶ [How do I unlock my FSA ID?](#)

Browse FAQs

General Questions

- ▶ Before You Begin
- ▶ IRS Data Retrieval Tool
- ▶ Making Corrections
- ▶ Next Steps
- ▶ Contact Us

General Questions

General information about federal student aid, your eligibility for aid, the financial aid package, and more.


- ▶ [Am I eligible to receive financial aid?](#)
- ▶ [What types of aid are available?](#)
- ▶ [How do I apply for aid?](#)
- ▶ [How much financial aid am I eligible to receive?](#)
- ▶ [What are the deadlines for filling out the FAFSA?](#)
- ▶ [Will I need to fill out the FAFSA each year?](#)
- ▶ [What is the FAFSA?](#)
- ▶ [Where do I find more information about federal student aid?](#)


Didn't find what you are looking for?
Try searching help.





 The image part with relationship ID rId2 was not found in the file.

 The image part with relationship ID rId2 was not found in the file.

 The image part with relationship ID rId2 was not found in the file.







Who is considered a parent?

- “Parent” refers to a biological or adoptive parent or a person determined by the state to be a parent (for example, if the parent is listed on the birth certificate).
- Grandparents, foster parents, legal guardians, older siblings, and uncles or aunts are **not** considered parents on this form unless they have legally adopted you.
- If your legal parents are living and married to each other, answer the questions about both of them.
- If your legal parents are not married and **live together**, answer the questions about both of them. In case of divorce or separation, give information about the parent you lived with most in the last 12 months. If you did not live with one parent more than the other, give information about the parent who provided you the most financial support during the last 12 months or during the most recent year you received support.
- If your divorced or widowed parent has remarried, also provide information about your stepparent.

Parent 1 and Parent 2



- Parent 1 (father/mother/stepparent) Social Security Number
- Parent 1 (father/mother/stepparent) name
- Parent 1 (father/mother/stepparent) date of birth
- Check here if parent 1 is a dislocated worker

- Same info for Parent 2

IRS Data Retrieval Tool



- While completing FOTW, applicant may submit real-time request to IRS for tax data
- IRS will authenticate taxpayer's identity
- If match found, IRS sends real-time results to applicant in new browser window
- Applicant chooses whether or not to transfer data to FOTW

IRS Data Retrieval Tool




- Available early February 2016 for 2016–17 processing cycle
- Participation is voluntary
- Reduces documents requested by financial aid office

IRS Data Retrieval Tool



- Some will be unable to use IRS DRT
- Examples include:
 - ▣ Filed an amended tax return
 - ▣ No Social Security Number (SSN) was entered
 - ▣ Student or parent married but filed separately



 The image part with relationship ID rId3 was not found in the file.

Common Errors on SAR



- ❑ Leaving Blank fields
- ❑ Using commas or decimals –round to the nearest dollar
- ❑ Listing incorrect Social Security Number or Driver's license number
- ❑ Failing to use your legal name
- ❑ Entering the wrong address – make sure it matches what you reported to the school
- ❑ Entering the wrong federal income tax paid amount
- ❑ Incorrectly filing income taxes as head of household

More common errors



- ❑ Listing parent marital status incorrectly – if your custodial parent has remarried, you'll need the stepparent's information as well
- ❑ Failure to register with the Selective Service – once a male turns 18, they must register or be denied aid.
- ❑ Reporting yourself as a veteran but you have only completed military training and have not served on active duty

Examples of Major Errors



❑ Taxes paid = income earned

- ❑ Check to make sure your tax information is correct
- ❑ You also can go back on www.fafsa.gov and see if you can transfer your IRS data from your filed tax return onto your FAFSA (best solution)

Correction Codes (C-Code)



You may also see a Correction Code listed on your SAR:

When you submit your FAFSA, the form goes through several federal databases to verify the information provided.

C- Codes



Social Security Administration:

Checks number and full name

If an error is found, check your SAR. If SAR is correct, provide a copy of your Social Security Card to the Financial aid office.

Selective Service

All males must register for Selective Service at their 18th birthday.

C- Codes



Homeland Security – checks citizenship or permanent resident

If found, may need to see birth certificate or permanent resident card

Department of Defense - checks veteran status

If found, then will need a copy of your DD214 to check active duty years of service.

C- Codes



- **Death Records** – checks local records to make sure you are alive... if Social Security number is correct on SAR –

And you have a pulse.... Then contact your Financial aid office immediately for assistance....

Chosen for Verification



Read the front page to see if you have been chosen for Verification

- ▣ If you are chosen then you will be hearing soon from all the colleges on your FAFSA. Be ready....
- ▣ The U.S. Department of Education chose 1 out of every 3 students for a process called verification. Fin Aid offices are required to collect different federal documents from you and your parents including tax transcript forms, W2s, food stamp etc. We also must collect proof of child support and other documents based on information reported on your FAFSA.

SAR – Schools Listed



Check your SAR for all schools listed –

Make sure the school you want your SAR to go to is listed. If you have changed your mind about any school listed, send an email to that school's financial aid office.

This will help cut down on the number of request your will get for additional information.

Important Note:



Watch your school email account for updates on your financial aid

Most schools only communicate through their school email account so it is important to check at least twice to three times a week.

SAR is correct – Now what?



If your SAR is correct or if you were chosen for verification and this process is complete – then you are in a GOOD to GO status.....

We are ready to tell you how much aid you are eligible for.....

You will get an AWARD Letter.....

Types of Financial Aid



Scholarships:

Money that does not have to be paid back

Awarded based on need, merit, skill or unique characteristic

WARNING : Do not pay for scholarship list

HOPE Eligibility Changes

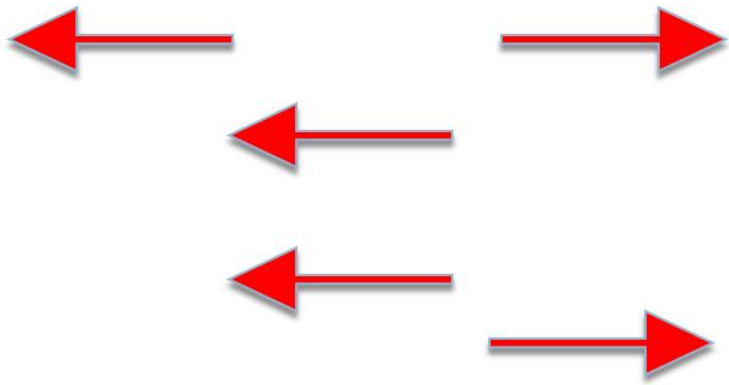
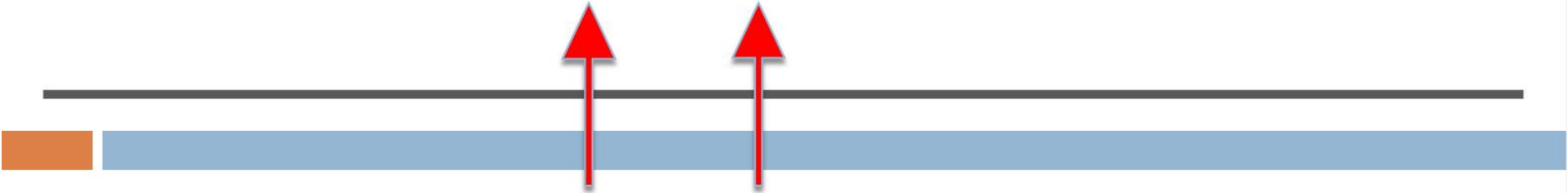


- Students graduating from high school **on or after May 1, 2016**, must receive **at least three credits** in courses from the above categories, prior to graduating from high school;
- students graduating from high school **on or after May 1, 2017**, must receive **at least four credits** in courses from the above categories, prior to graduating from high school.

HOPE Eligibility Changes

- 1) Advanced math, such as Advanced algebra and trigonometry, math III, or an equivalent or higher course;
- 2) Advanced science, such as chemistry, physics, biology II, or an equivalent or higher course;
- 3) Advanced Placement courses in core subjects (English, math, science, social studies, and foreign language);
- 4) International Baccalaureate courses in core subjects (English, math, science, social studies and foreign language);
- 5) Dual credit courses in Core subjects taken during Dual Credit Enrollment at an Eligible Postsecondary Institution;
- 6) Courses taken at a unit of the University System of Georgia in core subjects (English, math, science, social studies and foreign language) where such courses are not remedial and developmental courses; or
- 7) Advanced foreign language courses.

The image part with relationship ID rId3 was not found in the file.



The image part with relationship ID rId2 was not found in the file.

Resources for You



Resources on website under New Students

- Resources
 - Aid Summary / Glossary of terms
 - Application checklist
 - Tracking worksheet
 - Cost of Attendance
 - Award package comparison

Other websites to help



- NASFAA

[http://www.nasfaa.org/students/About Financial Aid.asp](http://www.nasfaa.org/students/About_Financial_Aid.asp)
x

- Financial aid website

<http://www.finaid.org/>

Student Aid on the web

[http://studentaid.ed.gov/PORTALSWebApp/students/english](http://studentaid.ed.gov/PORTALSWebApp/students/english/index.jsp)
/index.jsp

Thank you



Please contact us if you need any additional assistance

finaid@ung.edu

706-864-1412